


# GPSU15D SERIES

## Desktop power supply

### Features:

- Universal input voltage
- Single output
- Pass LPS
- Optional output connectors
- Short circuit protection
- High efficiency & reliability
- Compact low profile package
- One year warranty
- No load power consumption < 0.5

### SAFETY AGENCY APPROVALS

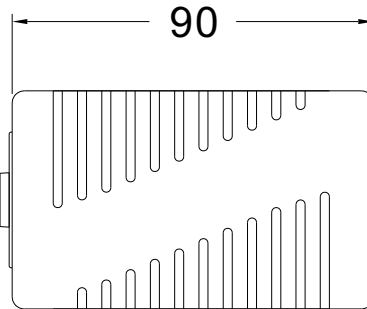
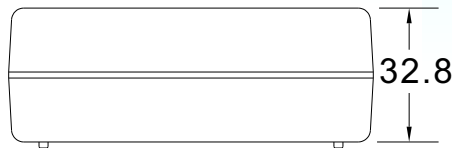
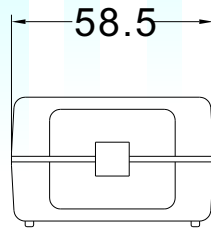
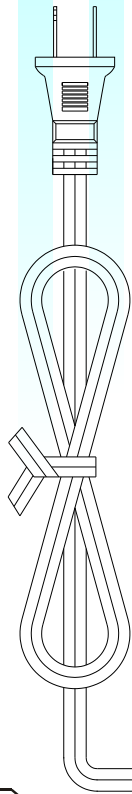


Specifications:	GPSU15D Series:
Input voltage	100-240 VAC (Limits: 90-264VAC)
Input frequency	47 to 63Hz
Input current	0.5A (rms) for 115VAC, 0.2A (rms) for 230 VAC
Safety ground leakage current	0.25mA max @ 240 VAC 50Hz
Output voltage	See rating chart ( $\pm 5\%$ tolerance)
Output current	See rating chart
Output power range	15 watts Max
Ripple	1 % peak to peak maximum
Over voltage protection	Yes (clamp by Zener diode)
Over current protection	Yes (For primary-Referenced Direct Drive) (Constant Current Series For Secondary-Referenced Direct Drive)
Temperature coefficient	All outputs $\pm 0.04\%$ / $^{\circ}\text{C}$ maximum
Transient response	Maximum excursion of 4% or better on all models. recovering to 1% of final value within 500uS after a 25% step load change
Operating temperature	0 $^{\circ}\text{C}$ ~ +40 $^{\circ}\text{C}$
Storage temperature	-40 $^{\circ}\text{C}$ to +85 $^{\circ}\text{C}$
Relative humidity	5% to 95% non-condensing
Derating	Derated from 100% at +40 $^{\circ}\text{C}$ linearly to 50% at 70 $^{\circ}\text{C}$
Efficiency	65% minimum at full output
Hold-up time	10 msec minimum
Line regulation	$\pm 1\%$ maximum for any input voltage change between input voltage range
Load regulation	$\pm 5\%$ variations from minimum to maximum output current.
Insulation resistance	50 Mohm minimum from output to ground
Inrush current	15 AMPS @ 115 VAC, or 30 AMPS @ 230 VAC at 25 $^{\circ}\text{C}$ cold start
Withstand voltage	4242VDC from input to output
Mean time between failure	50,000 hours minimum at full load at 25 $^{\circ}\text{C}$ ambient
EMI requirements	Meets conduction limits of (a) FCC PART 15 CLASS B (b) CISPR 22.2
Safety requirements	Meets or exceeds: (A) UL 60950-1 (B) CSA C22.2 (C) TUV EN60950-1 (D) IEC 60950-1
Warranty	1 year

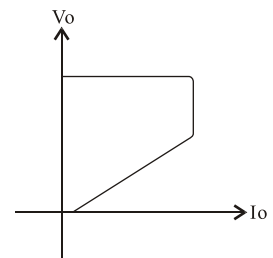
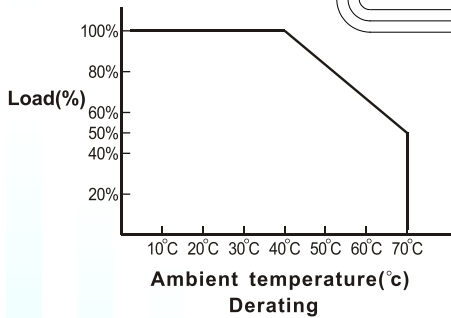
# GPSU15D SERIES

UNIT: mm

USA VERSION  
(OPTIONAL)



Note:  
1. Weight: Approx 150~100g  
2. Optional output connectors  
(see page 45)



CONSTANT VOLTAGE/CONSTANT CURRENT CURVE

※THIS UNIT MAY ADD UP EXTRA FUNCTIONS AS: CONSTANT CURRENT

**X** = **U** American type (FIG 1) or **E** European type (FIG 2)

Model	Output Voltage	Output Current	Maximum Output Power
GPSU15D- 0-X	3 ~ 5 VDC	2.40 ~ 1.44 A	7.2 W
GPSU15D- 1-X	5 ~ 6 VDC	2.40 ~ 2.00 A	12 W
GPSU15D- 1- 1-X	6 ~ 8 VDC	2.00 ~ 1.50 A	12 W
GPSU15D- 2-X	8 ~ 11 VDC	1.80 ~ 1.36 A	15 W
GPSU15D- 3-X	11 ~ 13 VDC	1.36 ~ 1.15 A	15 W
GPSU15D- 4-X	13 ~ 16 VDC	1.15 ~ 0.94 A	15 W
GPSU15D- 5-X	16 ~ 21 VDC	0.94 ~ 0.72 A	15 W
GPSU15D- 6-X	21 ~ 27 VDC	0.72 ~ 0.55 A	15 W
GPSU15D- 7-X	27 ~ 33 VDC	0.55 ~ 0.45 A	15 W
GPSU15D- 8-X	33 ~ 48 VDC	0.45 ~ 0.31 A	15 W